



# AVE MARIA WORLD EQUITY FUND

## Q3 2021 FACT SHEET

### Fund Information

Symbol	AVEWX
Inception Date	4/30/10
Net Assets	\$84.1 Million
Sales Load	None
Prospectus Expense Ratio <sup>1</sup>	1.27% Gross/1.26% Net
Category	World Large Stock

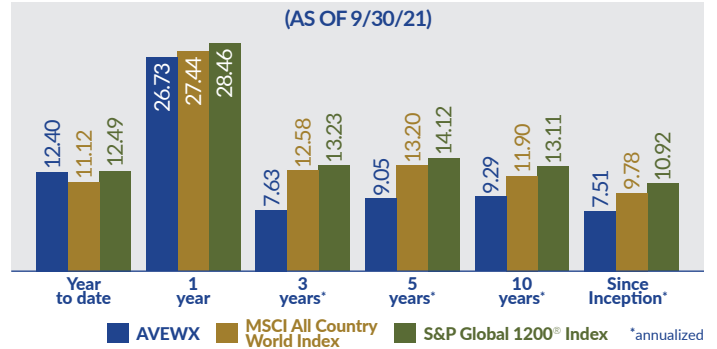
### Portfolio Manager



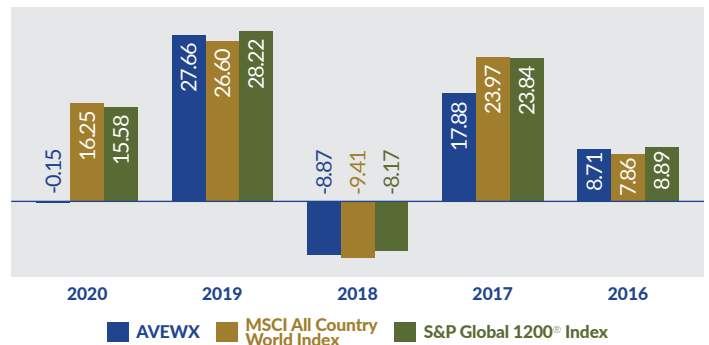
Anthony W. Gennaro, CFA, CPA

### AVERAGE ANNUAL TOTAL RETURNS (%)

(AS OF 9/30/21)



### LAST 5 CALENDAR YEAR RETURNS (%)



**Performance data quoted represents past performance, which is no guarantee of future results.** Investment return and principal value are historical and may fluctuate so that redemption value may be worth more or less than the original cost. Current performance may be lower or higher than what is quoted. Performance data reflects certain fee waivers and reimbursements. Without such waivers, performance would have been lower. Call 1-866-AVE-MARIA or visit [www.avemariafunds.com](http://www.avemariafunds.com) for the most current month-end performance.

<sup>1</sup> The adviser has contractually agreed to limit the Fund's ordinary operating expenses to an amount not exceeding 1.25% of the Fund's average daily net assets until at least May 1, 2022.

### Regional Breakdown vs. Index

	North America	Europe Developed	United Kingdom	Japan	Asia Developed	Latin America	Africa/Middle East	Europe Emerging	Asia Emerging	Australasia
% of AVEWX	61%	22%	6%	5%	4%	1%	1%	0%	0%	0%
% of MSCI All Country World Index	62%	13%	4%	6%	4%	1%	1%	1%	6%	2%

# AVE MARIA WORLD EQUITY FUND

Q3 2021 FACT SHEET

Ave Maria World Equity Fund invests at least 80% of its net assets in common stocks of U.S. and non-U.S. companies. The Fund will invest at least 60% of its net assets in common stocks issued by non-U.S. companies.<sup>2</sup> The goal is long-term capital appreciation.

## Top 10 Holdings<sup>3</sup> (AS OF 9/30/21)

38.6% of Net Assets

1. Microsoft Corporation	5.3%
2. Iqvia Holdings, Inc.	4.6%
3. Mastercard Incorporated	4.1%
4. Accenture PLC	4.0%
5. Coca-Cola European Partners	3.9%
6. Medtronic PLC	3.6%
7. Pioneer Natural Resources Co.	3.5%
8. S&P Global, Inc.	3.2%
9. Chubb Corporation	3.2%
10. Lowe's Companies, Inc.	3.2%

## Portfolio Statistics

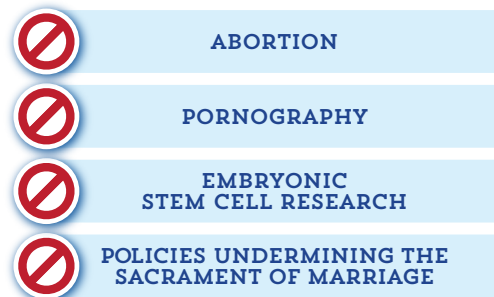
Number of Holdings	44
Average Market Cap	\$77.7 Billion
Price/Earnings Ratio	19.0x
Annual Turnover (2020)	43%

## Investment Philosophy

The Fund will limit its investments in securities of issuers located in any one country (other than the United States) to less than 25% of the Fund's total assets. The Fund may invest in equity securities of issuers located in emerging markets.

## Moral Screens

Our moral screens eliminate companies engaged in:



## Buy Discipline

Adviser favors companies with:

- Sound financials, attractive price, temporarily out of favor
- Competitive Advantage: qualities believed to give leverage over competitors or customers [e.g. market positioning, proprietary products/services, dominant market position, or specialty niche]
- Shareholder-friendly management demonstrating a track record of effective capital allocation

## Sell Discipline

Stocks are sold when:

- Price exceeds our estimate of intrinsic value
- Company fails to achieve expected financial results
- Economic factors or competitive developments adversely impair the company's value
- Company becomes a violator of any moral screen established by the Catholic Advisory Board



AVE MARIA  
MUTUAL FUNDS

1-866-AVE-MARIA (1-866-283-6274) [avemariafunds.com](http://avemariafunds.com)

<sup>2</sup> A company is deemed to be a "non-U.S. company" if it is headquartered outside the U.S., or has at least 50% of its revenues or operations outside of the U.S. during its most recent fiscal year, at the time of purchase. <sup>3</sup> Fund holdings are for illustrative purposes, subject to change and should not be considered a recommendation to buy or sell securities. Current and future portfolio holdings are subject to risk.

**The Adviser invests only in securities that meet the Fund's investment and religious requirements. The returns may be lower or higher than if decisions were based solely on investment considerations.** The method of security selection may or may not be successful and the Fund may underperform or outperform the stock market as a whole. All mutual funds are subject to market risk, including possible loss of principal. The Fund's investments in small- and mid-capitalization companies could experience greater volatility than investments in large-capitalization companies. AVEWX invests in foreign securities and securities issued by U.S. entities with substantial foreign operations. Investments in these securities can involve additional risks relating to political, economic or regulatory conditions in foreign countries. These risks include less stringent investor protection and disclosure standards of some foreign markets, fluctuations in foreign currencies, and withholding or other taxes. Price/Earnings ratio (P/E ratio) is a valuation ratio of a company's current share price compared to its per-share earnings. P/E equals a company's market value per share divided by earnings per share. Forecasted P/E is not intended to be a forecast of the fund's future performance. Annual Turnover Ratio is the percentage of the fund's assets that have changed over the course of a calendar year. Mutual funds with higher turnover ratios tend to be less tax efficient and have higher transactional costs.

Investment performance assumes reinvestment of dividends and capital gains distributions. Performance data reflects certain fee waivers and reimbursements. Without such waivers, performance would have been lower. The S&P Global 1200<sup>®</sup> is a global index, capturing approximately 70% of the world's capital markets. It is a composite of 31 local markets from seven headline indices, many of which are accepted leaders in their regions. The MSCI All Country World Index is a broad global equity index that is designed to track broad global equity-market performance. Maintained by Morgan Stanley Capital International (MSCI), the index is comprised of the stocks of about 3,000 companies from 23 developed countries and 26 emerging markets. The Ave Maria World Equity Fund changed its primary benchmark from the S&P Global 1200<sup>®</sup> Index to the MSCI ACWI Index because the latter is more representative of the Fund's portfolio composition. Indexes do not incur fees and it is not possible to invest directly in an index.

**Request a prospectus, which includes objectives, risks, fees, charges and expenses and other information that you should read and consider carefully before investing. The prospectus can be obtained by calling 1-866-283-6274 or online at [www.avemariafunds.com](http://www.avemariafunds.com).** Distributed by Ultimus Fund Distributors, LLC.